

GO HIGHER
WEST YORKSHIRE

GCSE

NVQ

BTEC

DEGREE

Year 11 Support Guide

Hey there, Welcome to Go Higher West Yorkshire's Y11 Support Guide!

Making decisions about your future has never been easy and there is lots of information out there which can be overwhelming.

We hope that this booklet will help you to easily access information about the options which are available to you and guide you to some useful resources which might help you make some decisions about what to do after Y11.

There are also tasks designed to help you prepare for some of the big events that will take place over the next few months as you apply for and start your next step. **Please note:** we recommend you use a pen/paper for completing the tasks throughout this booklet to get the most out of the activities.

It's completely ok to be feeling a bit unsure about these changes. Leaving school is hard and deciding what you want to do can be scary.

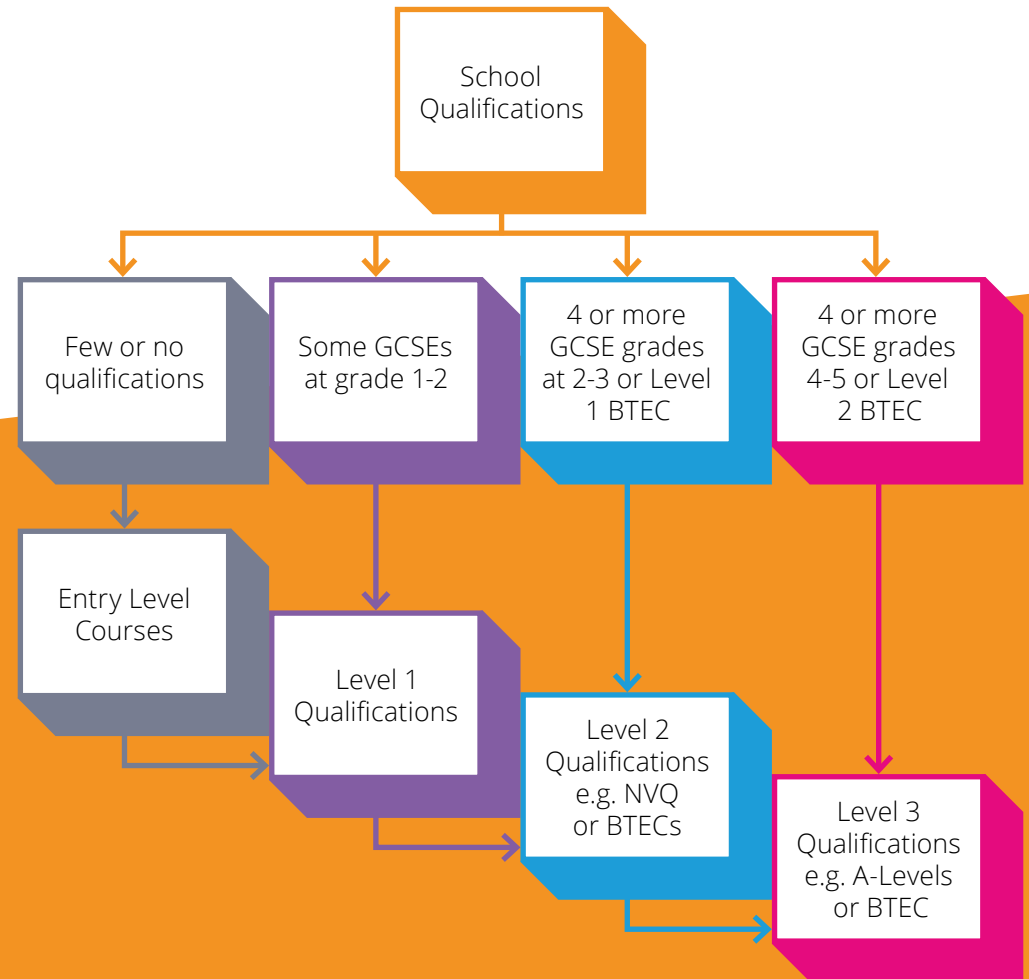
Just remember that while only you can make these decisions, there are lots of people out there who want to help you get all the information you need to make an informed choice.



These might include: Family or Friends, Careers Advisors, Teachers or Mentors, Organisations such as Go Higher West Yorkshire (GHWY).

What is Further Education (FE) and what is Higher Education (HE)? Are they the same thing?

Further education (FE) is study you do after Y11. It's usually done at a college or 6th form but sometimes an employer will do FE as part of an apprenticeship. If you progress on to FE it will usually be at one of these levels.



Entry level – These courses are usually for students who may need a route into studying something at level 1.

They may be suitable for you if you don't really have qualifications from school such as GCSE or BTECs.

You may not receive a qualification from an entry level course. It will act as a stepping stone to help you progress on to a Level 1 qualification.

Level 1 – These courses are suitable for students who received some GCSE or BTEC grades at grades 1-2.

After you complete A-Level 1 qualification you can choose to progress on to a Level 2 qualification.

Level 2 – These courses are suitable for students who received at least 4 GCSE or BTEC grades at 3.

After you complete A-Level 2 qualification you can choose to progress on to a Level 3 qualification.

Level 3 – These courses are suitable for students who received at least 4 GCSE or BTEC grades at 4-5 or anyone who has already completed A-Level 2 vocational qualification in the subject. Examples include A-Levels, Lv 3 BTECs or T-Levels.

Level 3 is the highest level of course you will study in FE. If you want to study at Level 4 and beyond you will need to apply to a place which offers Higher Education (HE).

HE can take place at a university but there are lots of other places which offer HE courses. Some colleges have HE centres in them and you can even study HE at the same time as you work as part of a higher or degree apprenticeship or as an online course.

Other ways of studying at FE level

Apprenticeships are a practical option that combine training in the workplace while studying for qualifications. As an apprentice you will be employed and earn a wage. You will also get at least 20% of your working time for training.

Levels of apprenticeship

	Level	Equivalent educational level
Intermediate	2	GCSE
Advanced	3	A-Level
Higher	4,5,6 and 7	Foundation degree and above
Degree	6 and 7	Bachelor's or master's degree



Some apprenticeships may also give you an additional qualification, such as a diploma. Checkout the link below for further info – www.apprenticeships.gov.uk



T-Levels are a new qualification which can be done instead of A-Levels or other Level 3 qualifications. T-Levels are worth the same as 3 A-Levels and you can progress on to HE courses using T-Levels if you wish.

T-Levels are different from A-Levels as they focus on career areas rather than specific subjects. You will complete a 45-day placement with an employer as part of your T-Level course giving you valuable work experience. In Sept 2021 there will be T-Levels available in a range of sectors. Checkout the link below for further info – www.tlevels.gov.uk/students

Digital skills – Top Tips for interviews/meetings in the Virtual World

Virtual learning is becoming a lot more common – this means it's likely you will experience online interviews. Here are some top tips to brush up on your online skills:

- **The day before** – Check the browser you are using works for the platform the session will be held on. If possible, set up a quiet workspace with a desk or flat surface you can rest your laptop or other device on. Have a pen and paper handy so you can quickly make notes if needed.
- **Just before the session** – Choose appropriate clothing. Even though you might be comfortable in your PJs, it's always best to make sure you look presentable in case you need to turn your camera on.
- If needed you can blur your background but make sure you keep it formal – don't set it to anything too different like a beach setting.
- Make sure you are ready to login a few minutes early to the session so if you have any technical problems you can try and sort them out without being late. If you are experiencing problems then send an email or call the session leader before the session starts.
- **During the session** – Unless told otherwise in any virtual session where it's just a small group of people you should have your camera on so the person leading the session can see you.
- If being on camera makes you feel self-conscious then hide the little box which shows your face, otherwise you will spend most of the session staring at yourself instead of paying attention.
- Unless you are in a very small session (2-3 people) use the raise your hand or similar function if you want to speak.
- Mute your microphone unless you are speaking so everyone doesn't hear background noise.

Interviews for FE courses and Apprenticeships

There are a number of key skills FE providers and employers will look for in candidates. Brainstorming your main qualities to show that you have required skills will help you with interviews and write personal statements.

Have a go at the questions below to practice your answers when explaining your skillset:

Communication – Strong communication skills will make you a better student or employee. Good written and verbal communication allows you to avoid mistakes, misunderstandings and means you are going to work better with FE staff and fellow students/employees.

Typical Question: **Describe a time when you were asked to make a speech or presentation and tell me how it went.**

What would your answer be?.....

.....
.....

Team Work – Team work means working together to achieve a common goal.

Typical Question: **Tell me about a time when you worked as part of a team.**

What would your answer be?.....

.....
.....

Initiative – Showing initiative means that you don't always have to be told exactly what to do and when to do it. You can take ideas and run with them and find ways to try and overcome any obstacles.

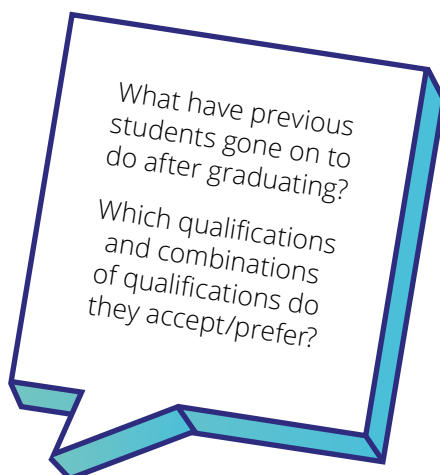
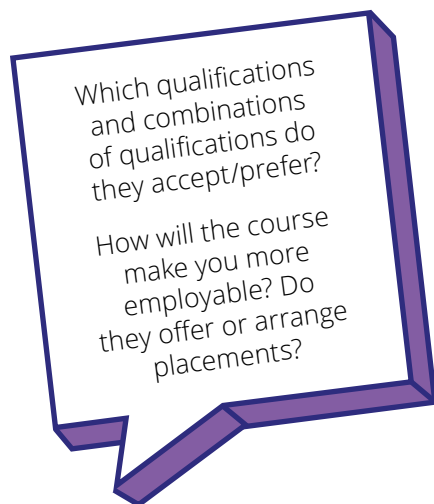
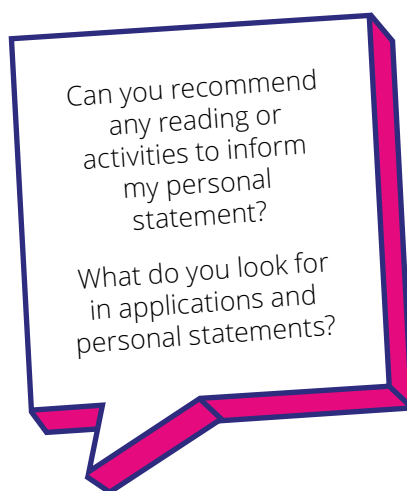
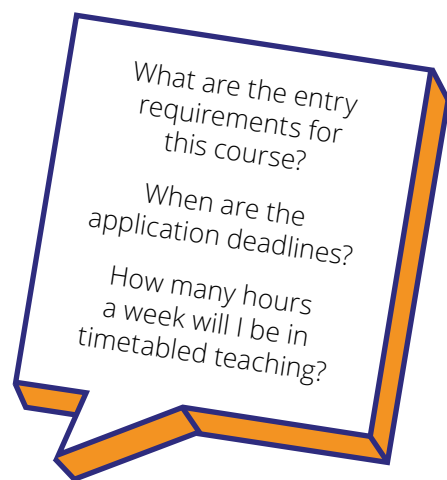
Typical Question: **Describe a major obstacle that you had to overcome.**

What would your answer be?.....

.....
.....

Researching your options/independent learning skills – Role Play Task

Imagine you are attending a college/university open day or careers fair, what types of questions are useful to ask? Find a partner (this could be a parent/ carer, family member or friend) to practice asking the questions below:



GHWY encourages you to think about MYFUTURE

Complete the SMART goal template on page 10 to help figure out your next step. Remember to take action towards these goals!



Make informed choices



You can do it



Find out your options



Understand the requirements



Talk to key people in your support networks



Uncertainty is part of the process



Research all possibilities



Enjoy the ride!



Where am I now?

What are my current goals?
What are my interests and passions?
What else could I be doing to support my future?

Where do I want to be in 2 years time?

What can I do now to help me achieve this goal?
Who can I speak to for help and guidance?

Career goal!

Know your options and keep working hard to achieve your goal!

What is my next step after Y11?

What research do I need to do to figure out my next step?
Do I need to meet certain requirements to achieve my next step?

What type of career do I want in future?

Why do I want to be in this type of career?
What do I need to do to achieve this career?
Can I get any work experience in this career?

Go Higher with Resilience!

Each step of your journey will require focus, determination and willpower. To support yourself develop these skills and manage your stress, checkout our resilience resource – www.gohigherwestyorks.ac.uk/resources/hub/ (go to 'Wellbeing' – select 'Go Higher with Resilience to access the resource)

Parent Power!

Speaking to your parents/carers and family members can be a great way to create a support network. This will help you maintain focus and make sense of your options, as talking things through will bring clarity to your life. Why not try having an open discussion with your parents/carers about your next step?

For further support, checkout our parent/carer guide – www.gohigherwestyorks.ac.uk/news/kb-sections/parents-and-carers/

Further Support – Checkout GHWY's Virtual Resource Hub to gain more insight towards your next step and start visualising your future!

www.gohigherwestyorks.ac.uk/resources/hub/



Good luck – GHWY wishes you all the best on your educational journey!



GO HIGHER

WEST YORKSHIRE

Bradford College



University of
HUDDERSFIELD
Inspiring global professionals



universitycentre
at **wakefieldcollege**