

# Year 11

## Mock examinations 1

### Feb 20<sup>th</sup>-3<sup>rd</sup> March



enjoylearnsucceed

## Assessment Information

No child left behind

## Contents

Revision tips and strategies .....	3
Faculty: Maths .....	8
Faculty: English Language .....	9
Faculty: English Literature .....	9
Faculty: Science Trilogy .....	11
Faculty: Humanities / Geography .....	12
Faculty: Humanities / BTEC Level Travel and Tourism .....	12
Faculty: Humanities / History .....	13
Faculty: Humanities / Enterprise      Exam Board: EDXCEL .....	13
Faculty: Humanities / BTEC Health and Social Care .....	15
Faculty: Humanities / Philosophy & Ethics (RS) .....	15
Faculty: Hospitality and catering .....	17
Faculty: Languages – French .....	18
Faculty: Languages – Spanish .....	18
Faculty: Computer Science .....	19
Faculty: Media .....	20
Faculty: CA Art .....	21
Faculty: Drama .....	21
Faculty: Engineering Design .....	22
Faculty: Photography .....	22
Faculty: Textiles .....	22

## Revision tips and strategies

### Transform It

Turn **facts into images**. Then use the images to rewrite the facts.



### Recreate It

Recreate **diagrams, maps or images** – first by copying from the sheet, eventually moving on to recalling entirely from memory.



### Prioritise It

Identify the **top three** most important pieces of content on the sheet – **justify** your reasons (explain why).



### Be a Photocopier

On a blank piece of paper, **recreate** as much of the organiser as you can. When you have done all you can, **green pen** it by using the original to add what you couldn't recall.



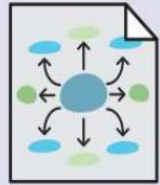
### Reduce It

**Summarise** content into single words. Then use these words to rewrite the content.



### Mind-map It

Choose a section of the knowledge organiser to **mindmap** from memory. Add categories, colour, questions and layers of thinking about the information.



### Look, Cover, Write, Check

Choose a section and **look**, trying to remember it. **Cover** it up. **Write** it out. **Check** what you missed and add it in **green pen**.




### Connect It

Find **connections** between ideas, vocabulary or facts on the knowledge organiser. How many connections can you find between them?



### Quiz It

Write yourself a **quiz** based on the KO. Come back to it another day and see if you can answer it from memory. **Red pen** your answers.





# LEARN TO STUDY USING...

## Spaced Practice

SPACE OUT YOUR STUDYING OVER TIME

LEARNINGSIENTISTS.ORG



### HOW TO DO IT

Start planning early for exams, and set aside a little bit of time every day. Five hours spread out over two weeks is better than the same five hours all at once.



Review information from each class, but not immediately after class.



After you review information from the most recent class, make sure to go back and study important older information to keep it fresh.



### HOLD ON!



When you sit down to study, make sure you are using effective study strategies rather than just re-reading your class notes.

This may seem difficult and you may forget some information from day to day, but this is actually a good thing! This forces you to retrieve information from memory (see Retrieval Practice poster).



Create small spaces (a few days) and do a little bit over time, so that it adds up!

### RESEARCH

Read more about spaced practice as a study strategy

Benjamin, A. S., & Tullis, J. [2010]. What makes distributed practice effective? *Cognitive Psychology*, 61, 228-247.





# LEARN TO STUDY USING...

## Retrieval Practice

PRACTICE BRINGING INFORMATION TO MIND

LEARNINGSIENTISTS.ORG



### HOW TO DO IT

Put away your class materials, and write or sketch everything you know. Be as thorough as possible. Then, check your class materials for accuracy and important points you missed.



Take as many practice tests as you can get your hands on. If you don't have ready-made tests, try making your own and trading with a friend who has done the same.



You can also make flashcards. Just make sure you practice recalling the information on them, and go beyond definitions by thinking of links between ideas.



### HOLD ON!



Retrieval practice works best when you go back to check your class materials for accuracy afterward.



Retrieval is hard! If you're struggling, identify the things you've missed from your class materials, and work your way up to recalling it on your own with the class materials closed.



Don't only recall words and definitions. Make sure to recall main ideas, how things are related or different from one another, and new examples.



### RESEARCH

Read more about retrieval practice as a study strategy

Roediger, H. L., Putnam, A. L., & Smith, M. A. (2011). Ten benefits of testing and their applications to educational practice. In J. Mestre & B. Ross (Eds.), *Psychology of learning and motivation: Cognition in education*, (pp. 1-36). Oxford: Elsevier.



# LEARN TO STUDY USING...

## Dual Coding

COMBINE WORDS AND VISUALS

LEARNINGSOCIETISTS.ORG



### HOW TO DO IT



Look at your class materials and find visuals. Look over the visuals and compare to the words.



Look at visuals, and explain in your own words what they mean.



Take information that you are trying to learn, and draw visuals to go along with it.

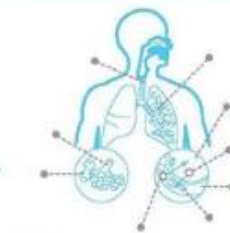
### HOLD ON!

Try to come up with different ways to represent the information visually, for example an infographic, a timeline, a cartoon strip, or a diagram of parts that work together.

#### INFOGRAPHIC



#### CARTOON STRIP



DIAGRAM

#### TIMELINE



GRAPHIC ORGANIZER

Work your way up to drawing what you know from memory.



### RESEARCH

Read more about dual coding as a study strategy

Mayer, R. E., & Anderson, R. B. [1992]. The instructive animation: Helping students build connections between words and pictures in multimedia learning. *Journal of Educational Psychology*, 4, 444-452.



## LEARN TO STUDY USING...

## Interleaving

SWITCH BETWEEN IDEAS WHILE YOU STUDY

LEARNINGSIENTISTS.ORG



## HOW TO DO IT

Switch between ideas during a study session. Don't study one idea for too long.

TOPIC A



TOPIC B



TOPIC C



Go back over the ideas again in different orders to strengthen your understanding.

TOPICS  
A B CSTUDY  
SESSION  
1TOPICS  
C B ASTUDY  
SESSION  
2TOPICS  
A C BSTUDY  
SESSION  
3

Make links between different ideas as you switch between them.



## HOLD ON!



While it's good to switch between ideas, don't switch too often, or spend too little time on any one idea; you need to make sure you understand them.



Interleaving will feel harder than studying the same thing for a long time. But don't worry - this is actually helpful to your learning!



## RESEARCH

Read more about interleaving as a study strategy

Rohrer, D. (2012). Interleaving helps students distinguish among similar concepts. *Educational Psychology Review*, 24, 355-367.

## Faculty: Maths

What will my assessment look like?

One Non-calculator paper and two calculator papers. 90 minutes each.

A mix of question styles, from short, single-mark questions to multi-step problems. The mathematical demand increases as you progress through the paper.

What do I need to revise?

### **Foundation**

You will be tested across the 6 strands of the Maths specification:

- 1 Number
- 2 Algebra
- 3 Ratio, proportion and rates of change
- 4 Geometry and measures
- 5 Probability
- 6 Statistics

### **Higher**

You will be tested across the 6 strands of the Maths specification:

- 1 Number
- 2 Algebra
- 3 Ratio, proportion and rates of change
- 4 Geometry and measures
- 5 Probability
- 6 Statistics

What can I revise from?

AQA Website: [www.aqa.org.uk](http://www.aqa.org.uk)

Past Papers and Mark Schemes available.

[www.mymaths.co.uk](http://www.mymaths.co.uk)

Login: Oakbank Password: Obtuse

[www.corbettmaths.com](http://www.corbettmaths.com)

Free worksheets; exam questions; videos

Notes from class, resources in Class Materials from Teams



## Faculty: English Language

### What will my assessment look like?

You will be assessed on Paper 1 – Explorations in Creative Reading and Writing

Section A – 4 questions:

1. List 4 things
2. Analyse how the writer uses language
3. Analyse how the writer uses structure
4. Consider a viewpoint

Section B – 1 question

1. Write an imaginative or descriptive piece

### What do I need to revise?

You will be provided with 1 fiction extract in the exam to read and answer questions on. Any reading you do will prepare you for this. Take an extract and consider the language the writer is using and how it interests you as a reader.

You will be expected to write a short, imaginative piece. You can already have some ideas formulated before you go into the exam. For example, think about your ideal setting, or characters, or consider the type of twist you'd like to have.

### What can I revise from?

- Your exercise book/ English Language booklet
- GCSE Pod – English Language Paper 1
- Teams – your teacher will put revision resources including practice papers on for you
- BBC Bitesize

## Faculty: English Literature

### What will my assessment look like?

You will be assessed on A Christmas Carol and An Inspector Calls.

For each text you must answer 1 question which is worth 30 marks

You will have an extract from A Christmas Carol which you must write about, along with writing about the whole of the novel.

You will have a choice of 2 questions to answer from An Inspector Calls – you should only answer one question.

### What do I need to revise?

The best way to revise is to take your copy of An Inspector Calls home with you, and read the key sections. You can also borrow a copy of A Christmas Carol to read again too.

Use the key scenes we've studied in lesson to help you focus your revision. These are the main moments which drive the plot forward and contain some useful quotes to revise and learn.

Revise the characters, and the plot, but most importantly, revise the language the writer uses. Have a look at the key quotes below:

A Christmas Carol - "as solitary as an oyster" "decrease the surplus population"

An Inspector Calls - "they're not cheap labour, they're people" "millions and millions of John Smiths and Eva Smiths"

**No child left behind**

**What can I revise from?**

- Your exercise book and script (all students have been given their own script)
- Teams – your teacher will put revision resources including practice papers on for you
- BBC Bitesize – <https://www.bbc.co.uk/bitesize/topics/zykncwx>
- Youtube – Mr Bruff

## Faculty: Science Trilogy

### What will my assessment look like?

Three Exam papers based on the paper 2 content of Biology, Chemistry and Physics  
Each paper is 1 hour and 15 mins long. Questions will be a mixture of multiple choice, long and short structured questions and open responses.

### What do I need to revise?

Biology paper 2 topics:

B5 Homeostasis

B6 Inheritance, Variation and evolution

B7 Ecology

Chemistry Paper 2 topics

C6 Rates of reaction

C7 Organic Chemistry

Physics paper 2 topics:

P5 Forces part 1

P6 Waves

### What can I revise from?

- **BBC Bitesize**  
[GCSE Combined Science - AQA Trilogy - BBC Bitesize](#)
- **Kerboodle** <https://www.kerboodle.com/appo> Which contains a digital AQA text book, podcasts, test questions to stretch and support, glossaries) to help test your understanding and application of knowledge. Watch the video [Kerboodle Student: Using Kerboodle - Bing video](#) to see how this works. The institute code is **dy7**
- **GCSE Pod** <https://members.gcsepod.com/login>
- **PIXL** Powerpoints (KnowITs / Grasp It\_ loaded onto TEAMS
- Notes taken in lessons
- **CGP revision Guides** available from the library both FT and HT
- **Knowledge organizers** provided by school on each of the topics taught and uploaded to TEAMS
- Information and home learning set on TEAMS

## Faculty: Humanities / Geography

What will my assessment look like?

### Two exams

**Paper 1 (1 hour 30 minutes)** – complete paper 1, answer all the questions

**Paper 2 (1 Hour 30 minutes)** – complete paper 2, answer all the questions

What do I need to revise?

- Paper 1 – Natural Hazards (Earthquakes, Typhoons, Climate Change), Living World (Ecosystems, Nutrient Cycles, Tropical Rainforests, Hot Deserts), Coastal Landscapes, River Landscapes
- Paper 2 – Urban Challenges (Urbanisation, Rio de Janeiro, Leeds), Changing Economic World (Development and development gap, Nigeria, UK)
- You will also need to know your skills – mean, mode, median, range, percentage changes and map skills – grid references, scale etc.

What can I revise from?

1. Class notes
2. BBC Bitesize (AQA)
2. GCSE Pod
3. Seneca
4. Revision Guides (available from the school shop for £4.50)
5. Completing revision homework each week
6. Period 6 every Thursday

## Faculty: Humanities / BTEC Level Travel and Tourism

What will my assessment look like?

The paper will be one and a half hours long and will cover the following;

### Component 2: Influences on Global Travel:

#### Learning Aim A:

#### A1 Factors that affect travel and tourism:

Economic factors / Political factors / Natural disasters / Media, publicity and image / Safety and security concerns / Health risks and precautions

#### A2 Responses to factors that influence global travel and tourism

Travel, and Tourism Organisations / Government / Voluntary

#### Learning Aim B:

#### B1: Impact of Travel and Tourism and Sustainability

Social impact of tourism / Economic impact of tourism / Environmental impact of tourism

#### B2: Sustainability and managing social impacts

#### B3 Sustainability and managing economic impacts

#### B4: Sustainability and managing environmental impacts



What do I need to revise?
Component 2 Learning Aims A and B
What can I revise from?
<ol style="list-style-type: none"> <li>1. Class notes</li> <li>2. Knowledge organiser (available on Teams) and a printed copy handed to all students</li> <li>3. Textbook – which has been uploaded to Teams.</li> </ol>

<b>Faculty: Humanities / History</b>
What will my assessment look like?
<b>Two Exams</b> <ul style="list-style-type: none"> <li>• Paper 1: America 1920-1973 and Conflict and Tension in Asia (2 hours)</li> <li>• Paper 2: Health and the People c.1250-2000 (1 hour)</li> </ul>
What do I need to revise?
<b>America 1920-1973:</b> <b>Part 1:</b> American People and the Boom (1920s) <b>Part 2:</b> The Depression and the New Deal (1930s) <b>Part 3:</b> Post-War America  <b>Conflict and Tension in Asia</b> <b>Part 1:</b> Conflict in Korea <b>Part 2:</b> The escalation of war <b>Part 3:</b> Ending of the war  <b>Health and the People:</b> <b>Part 1:</b> Medicine Stands Still (medieval) <b>Part 2:</b> Beginnings of Change (Renaissance) <b>Part 3:</b> A Revolution in Medicine (Industrial) <b>Part 4:</b> Modern Medicine (20 <sup>th</sup> C)
What can I revise from?
<ol style="list-style-type: none"> <li>1. <b>Revision Guide available through Parent Pay</b></li> <li>2. Class notes</li> <li>3. Knowledge organiser (available on Teams)</li> <li>4. GCSE Pod</li> <li>5. Seneca</li> </ol>

<b>Faculty: Humanities / Enterprise</b>	<b>Exam Board: EDXCEL</b>
What will my assessment look like?	
<p>You will be doing a combination of the past papers that are available.</p> <p>The paper matches what you will sit in February, there are 60 marks available, and the length of the exam is 2 hours.</p> <p>There are a combination of written and calculation questions so you will need a calculator.</p>	

What do I need to revise?

The exam is based on the topics that have been studied in lesson. These topics are:

Learning Aim A

A1 - Elements of The Promotional Mix

A2 - Targeting and Segmenting the Market

A3 - Factors influencing the choice of promotional methods

Learning Aim B

B1 - Financial Documents

B2 - Payment Methods

What can I revise from?

Knowledge Organiser

Class Notes

You Tube – Miles Harris

- Learning Aim A- All Topics - <https://www.youtube.com/watch?v=Y0j0OQtAijg>
- Learning Aim B – All Topics - [https://www.youtube.com/watch?v=z3-fFJ1pl\\_c](https://www.youtube.com/watch?v=z3-fFJ1pl_c)

You Tube – Mrs Squires

- A1 – Advertising - [https://www.youtube.com/watch?v=ZT3\\_m258Z6E](https://www.youtube.com/watch?v=ZT3_m258Z6E)
- A1 – Sales Promotion - [https://www.youtube.com/watch?v=0wP\\_cCS-QXY](https://www.youtube.com/watch?v=0wP_cCS-QXY)
- A1 – Public Relations - [https://www.youtube.com/watch?v=fAbE\\_8dcEHs](https://www.youtube.com/watch?v=fAbE_8dcEHs)
- A1 – Direct Marketing - <https://www.youtube.com/watch?v=26Yee0xljKA>
- A1 – Personal Selling - <https://www.youtube.com/watch?v=3I5i8Z4JCxE>
- A2 - Market Segmentation - <https://www.youtube.com/watch?v=60uDmluw0KY>
- B1 – Purchase Order Form - <https://www.youtube.com/watch?v=dbR25y9ZJvU>
- B1 – Delivery Note - <https://www.youtube.com/watch?v=jhqZHWtKW-w>
- B1 – Invoice - <https://www.youtube.com/watch?v=tHQTWUwvj88>
- B1 – Credit Note - <https://www.youtube.com/watch?v=8Z5CtrN-mmw>

You Tube – Bee Business Bee

- A1 – Promotional Mix - <https://www.youtube.com/watch?v=ZxgsJ3t1nq0&list=PLBuW3SAj0dJla6My6g07fYHzFTQMDy9U1&index=13>

### No child left behind

- A2 – B2B and B2C - <https://www.youtube.com/watch?v=bPw-vPVYVfs&list=PLBuW3SAj0dJla6My6g07fYHzFTQMDy9U1&index=10>
- B1 – Financial Documents 1 - <https://www.youtube.com/watch?v=2-G4Vi-nZnk&list=PLBuW3SAj0dJla6My6g07fYHzFTQMDy9U1&index=4>
- B1 – Financial Documents 2 - <https://www.youtube.com/watch?v=tdt0xw04Dg4&list=PLBuW3SAj0dJla6My6g07fYHzFTQMDy9U1&index=14>
- B2 – Different Ways To Pay - <https://www.youtube.com/watch?v=nDd4V4QQIFQ>

Watch until 13:40

### Faculty: Humanities / BTEC Health and Social Care

What will my assessment look like?

The paper will be one hour and will comprise of questions from Learning Aim A of the Component 3 exam paper covering: **A1 Factors affecting health and wellbeing.**

What do I need to revise?

- Definition of health and wellbeing.
- Physical and lifestyle factors
- Social, emotional and cultural factors
- Economic factors
- Environmental factors
- The impact of life events relating to relationship changes and changes in life circumstances

What can I revise from?

1. Class notes
2. Knowledge organiser (available on Teams) and a printed copy handed to all students
3. Textbook – which has been printed out for you and uploaded to Teams.
4. Revision Homelearning booklet
5. Revision guide printout

### Faculty: Humanities / Philosophy & Ethics (RS)

What will my assessment look like?

Exam Paper 2: 50mins long

#### Islam – 25mins

- Islam practices: 1 marker, 2 marker, 4 marker, 5 marker, 12 marker

#### Christianity – 25mins

- Christian beliefs: 1 marker, 2 marker, 4 marker, 5 marker, 12 marker

Exam Paper 2: 50 mins long

**Theme A: Family and Relationships**

**No child left behind**

- 1 marker, 2 marker, 4 marker, 5 marker, 12 marker

**Theme B: Religion and Life**

- 1 marker, 2 marker, 4 marker, 5 marker, 12 marker

**What do I need to revise?**

**Keywords, case studies and religious views**

- **Christianity:** Beliefs section
- Theme A: Family and relationships
- **Islam:** Practices section.
- Theme B: Religion and life

**What can I revise from?**

1. Class notes and booklets
2. Exam Practice flashcards
3. Revision Booklet (black CGP book)
4. Knowledge organisers x5 (available on Teams)
5. GCSE Pod
6. BBC Bitesize (AQA)
7. Seneca Learning.com



## Faculty: Hospitality and catering

What will my assessment look like?

### 90-minute exam

Multiple Choice and long and short written questions

### 90 marks

Answer all questions and read carefully

### It will go through all Learning Outcomes in Unit 1

Understand the environment in which hospitality catering providers operate

Understand how hospitality and catering provision operates

Understand how hospitality and catering provision meets health and safety requirements

Know how food can cause ill health

Be able to propose a hospitality and catering provision to meet specific requirements

What do I need to revise?

Types of food service

Commercial / non commercial

Hierarchy in a catering kitchen

Job roles in the H & C industry

Head chef – roles and qualifications

Working conditions – contracts

Customer service and satisfaction

Factors effecting the success –Media

Customer needs, wants and satisfaction

Stock control

Kitchen equipment

Protective clothing – kitchen staff

Clothing for front of house

Personal safety: responsibilities of employers – **COSHH**

Risks and control measures for personal safety

Health and Safety Training

Food related causes of ill health

Food allergies and intolerances

Food safety legislation including **HACCP**

Environmental Health Officer **EHO**

Specific catering requirements

(Scenario longer question)

What can I revise from?

1: Teams My Revision Notes, Quizzes, Kahoots

2: Knowledge organiser

3: Class Notes

4: Hospitality and Catering Level 1-2 study and revision guide – Illuminate Publishing

### Faculty: Languages – French

What will my assessment look like?

Full past papers in:

40/ 50 minutes Listening

45 / 60 minutes Reading

60 / 75 minutes Writing

What do I need to revise?

All topics

What can I revise from?

Knowledge organiser booklet

Active Learn

Class notes

BBC bitesize

Quizlet

### Faculty: Languages – Spanish

What will my assessment look like?

Full past papers in:

40/ 50 minutes Listening

45 / 60 minutes Reading

60 / 75 minutes Writing

What do I need to revise?

All topics

What can I revise from?

Knowledge organiser booklet

Active Learn

Class notes

BBC bitesize

Quizlet

## Faculty: Computer Science

What will my assessment look like?

**Written paper: 1 hour and 30 minutes**

**J277/01: Computer systems**

**50% of total GCSE**

**80 marks**

This is a non-calculator paper. All questions are mandatory. This paper consists of multiple-choice questions, short response questions and extended response questions.

**J277/02: Computational thinking, algorithms and programming**

**Written paper: 1 hour and 30 minutes**

**50% of total GCSE**

**80 marks**

This is a non-calculator paper. This paper has two sections: Section A and Section B. Students must answer both sections. All questions are mandatory. In Section B, questions assessing students' ability to write or refine algorithms must be answered using either the OCR Exam Reference Language or the high-level programming language they are familiar with.

What do I need to revise?

**J277/01: Computer systems:**

- 1.1 Systems architecture
- 1.2 Memory and storage
- 1.3 Computer networks, connections and protocols
- 1.4 Network security
- 1.5 Systems software
- 1.6 Ethical, legal, cultural and environmental impacts of digital technology

**J277/02: Computational thinking, algorithms and programming:**

- 2.1 Algorithms
- 2.2 Programming fundamentals
- 2.3 Producing robust programs
- 2.4 Boolean logic
- 2.5 Programming languages and Integrated Development Environments

What can I revise from?

1. [Smart Revise](#) Tutorials
2. Seneca Learning
3. Previous Mock Exams Papers
4. BBC Bitesize
5. Craig and Dave tutorials
6. CGP Revision guide
7. Knowledge organiser
8. Easy Guide

**Faculty: Media**

**What will my assessment look like?**

Assessment will be in the form of a controlled assessment brief which will be completed during lesson time. The 1.15 hour external exam will be in June 2023 and will count to 25% of your overall grade. The content of the external exam (R081) will be based around pre-production documents which you will have applied the skills to in your controlled assessment eg: understanding of the use of mind maps, mood boards, visualisation diagrams.

**What do I need to revise?**

Pre-production topics include: Target audience & purpose, research/copyright law/legislation, mind maps, mood boards, visualisation diagrams, scripts, storyboards, file formats, hardware & software, work plans. You will need to demonstrate your understanding and the purpose/use for each.

**What can I revise from?**

e-Revision - eRevision  
Revision text book for unit R081 & R082  
Class notes  
Mock Exam papers



### Faculty: CA Art

What will my assessment look like?

#### EXAM

In exam conditions you will complete a copy of one of your recordings in the style of one of your artists. Lessons leading up to this will act as preparation and Mrs Broadbent will demonstrate techniques.

In addition, your assessment will be take into account coursework to date:

- 1) Drawing Project
- 2) Shoe Project
- 3) Personal Project to date – Assessment Objectives 1 and 3 – Artist Research, Observation

What work do I need to complete?

Make sure you complete any outstanding work from:

- 1) Drawing Project
- 2) Second Project
- 3) Personal Project to date

What support is available?

Period 6 on Wednesday and Thursday 2.40 – 3.30

### Faculty: Drama

What will my assessment look like?

Activity 1: Ideas Log – 800 word response to the practical exam brief.

1hr

What work do I need to complete?

You must complete the written log template providing information on the following:

- the concept and style of performance
- your selection of target audience
- the resources needed (during development and performance) for the exploration and development of ideas
- how the ideas meet the requirements of the brief
- how the work of practitioners has influenced your ideas
- ideas you have contributed
- how you explored ideas

What support is available?

In lessons you will look at example material and practise writing your own log.

Resources will be saved in Teams 'Component 3'.

CF will arrange extra support after school if needed.

KO with key words/terminology.

**Faculty: Engineering Design**

What will my assessment look like?

**R105** – Design briefs, specifications and user requirements.

Mock exam paper 1hr long

What work do I need to revise?

Composite materials  
 Market pull & Technological push  
 Product safety  
 Safety symbols  
 Production methods  
 Engineering drawings  
 Sustainability & the environment

What support is available?

All revision PowerPoints on TEAMS

Revision guide provided

Period 6 on Thursday

**Faculty: Photography**

What will my assessment look like?

**EXAM**

In exam conditions you will complete continue to develop design ideas and experiment with materials.

In addition, your assessment will be take into account coursework to date:

- 1) Year 10 projects
- 3) Personal Project to date – Assessment Objectives 1 and 3 – Artist Research, Observation

What work do I need to complete?

Make sure you complete any outstanding work from:

- 1) Year 10 projects
- 3) Personal Project to date

What support is available?

Period 6 on Thursday 2.40 – 3.30

**Faculty: Textiles**

What will my assessment look like?

**EXAM**

In exam conditions you will complete continue to develop design ideas and experiment with materials.

In addition, your assessment will be take into account coursework to date:

- 1) Year 10 projects
- 3) Personal Project to date – Assessment Objectives 1 and 3 – Artist Research, Observation

What work do I need to complete?

Make sure you complete any outstanding work from:

- 1) Year 10 projects
- 3) Personal Project to date

What support is available?

Period 6 on Thursday 2.40 – 3.30

**No child left behind**